

KSE100 Index - The Journey to 100,000 points



Thursday, November 28, 2024



EUROMONEY

Euromoney Market Leaders
Investment Banking (Notable) -
2022

APAC
Insider

Best Equity Market Consultants
Pakistan 2022

 **Global
Business
Outlook**

Most Innovative Corporate Finance
Advisory Firm - Pakistan 2022
Fastest Growing Asset Manager -
Pakistan 2022

 **CFA Society
Pakistan**

Best Brokerage House 2017
Best Brokerage House 2016 (Runner-up)
Best Analyst & Trader 2013 (Runner-up)

ASIAMONEY

Sector Coverage of Bank,
Insurance, Power, Macroeconomics,
Small Caps, Materials
Runner Up

Pakistan Equities continued their stellar performance in 2024 as the KSE100 index broke past the symbolic 100,000 points mark. Several elements contributed to this rally, including early indications of macroeconomic stability. This report will explore the key factors that pulled Pakistan out of the default narrative and laid the groundwork for this unprecedented resurgence.

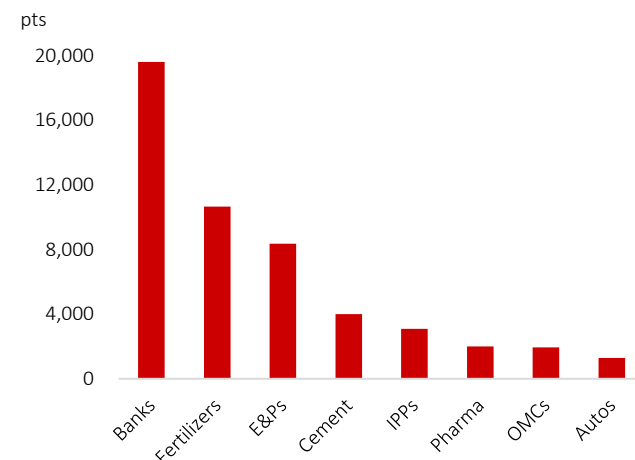
- **A successful IMF bailout:** Pakistan's entry into the IMF program under the USD 3.0bn Stand-by Arrangement (SBA) was the **prime catalyst for the rally**. Before the country's entry back in June 2023, investors had priced in default for domestic equities and international fixed-income securities. The entry into the IMF program instilled confidence in Pakistan's ability to service its external liabilities and avoid reprofiling its debt. Under the program, Pakistan introduced various monetary and fiscal reforms. Moreover, the much-needed energy sector reforms were also implemented, including adjustments in the energy pricing mechanism.
- **A larger IMF program with a longer horizon:** After the SBA's expiry, Pakistan entered a three-year USD 7.0bn EFF program, building upon the macroeconomic stability achieved during the SBA. The new IMF program targeted the country's low tax-to-GDP ratio, addressing the tax inefficiencies in Pakistan's agriculture, retail, and real estate sectors. Moreover, the program also necessitated controlled external and fiscal imbalances, building a solid foundation for sustainable long-term growth.
- **Easing inflation leading to an expedited easing cycle:** With significant structural adjustments behind us, monthly inflation figures have stabilized. Given the high inflation base, monthly CPI figures may fall below the 5% mark, a level last seen over six years ago in May 2018. This disinflationary trend allowed the State Bank of Pakistan (SBP) to aggressively reduce interest rates, cutting the policy rate by 700bps to 15%. Falling treasury yields further unlocked equity valuations and induced the flow of capital towards the Pakistan equities market.
- **External stability keeping the Pak Rupee in check:** A tight monetary and fiscal stance has kept on check on Pakistan's external account balances. Based on the available data, 6 out of the 10 months during the year have posted a current account surplus. Moreover, we estimate that **the entire calendar year will likely close in a surplus**, aided by controlled economic activity. The country, in turn, shored up its foreign exchange reserves from USD 4.4bn in June 2023 to USD 11.3bn in November 2024. External stability enabled the Pak Rupee to exhibit stability and hold its level for over a year.

- **Market flush with liquidity:** The post-IMF increase in market participation was evident through a surge in average daily traded value (ADTV). The ADTV for 2024 has averaged around USD 70mn, 3.5x higher than the six-month average ADTV before the IMF program. Moreover, recent market activity shot up considerably, with average ADTV hovering around the **USD 120mn mark in November 2024**. This trend was most evident with the **domestic market easily absorbing Vanguard's USD 150mn liquidation** without denting the market's rising trend.
- **Energy sector reforms supporting the heavyweights:** Energy reforms under the IMF program improved the cash collection cycle for Pakistan's energy chain. Many energy companies are recording a **cash collection rate of over 100%** during their recent quarters. These reforms have assisted in unlocking the sector's depressed valuations as investors anticipate accelerated exploration activities and higher cash payouts.
- **Fiscal accounts improving:** Pakistan's fiscal accounts have improved considerably in 2024, posting a primary surplus in FY24 and a budgetary surplus in Jul-Sep 2024. Budgetary figures found support from controlled development spending and a rising share of SBP profits. Moreover, as treasury yields fall, the **government may extract savings of around PkR 1.3tn** from reduced debt servicing costs. Consequently, the **budget deficit may fall to around 5.0% of GDP against 6.8% of GDP in FY24**.
- **Budgetary measures further incentivizing equities:** Taxation measures introduced in 2024 further incentivized investments in equities through a favorable taxation regime. Most notably, the taxation levies for real estate (deemed income) and certain fixed-income investments were increased.
- **SIFC to diversify Pakistan's external funding sources:** SIFC is a venture between the government and the military establishment to promote foreign direct investment (FDI). Investment catalysts would include fostering a favorable investment climate with a long-term policy framework. The SIFC aims to attract over USD 50bn in agriculture, mining, technology, and energy. We deem the SIFC an important step in reducing Pakistan's reliance on foreign funding and ensuring long-term sustainable growth.

Dissecting the index's rally since June 2023

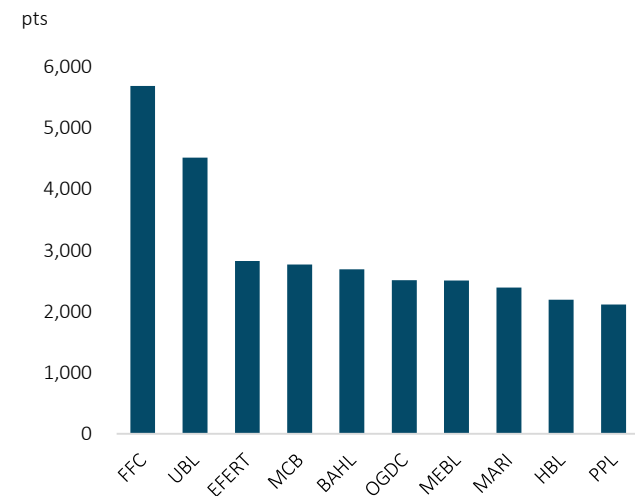
- **Banks led the rally:** The KSE100 index's performance was primarily driven by the banking sector with a **cumulative contribution of 19,592 points, or 34% of the total rally**. The industry found support from a favorable interest rate cycle, which saw the policy rate hike to a record-high level of 22%. Moreover, record profitability enhanced the balance sheets of most major banks, improving their CAR and creating room to increase their cash payouts.
- **Yield plays gaining traction:** High-yielding sectors also contributed to the index's rally. Most notably, the fertilizer industry (10,644pts), particularly Fauji Fertilizer (5,689pts) and Engro Fertilizer (2,825pts), benefitted from improved fundamentals, including a sharp improvement in pricing power. As domestic treasury yields fell, many investors felt compelled to build positions in high-yielding stocks to lock in a steady income stream.
- **Oil Exploration companies also performed:** Pakistan's oil exploration companies (8,107pts) also benefitted from improved sentiments, driven by developments to control the flow of the circular debt. Sharp rises in the gas tariffs ensured high cash collection from gas sales. Improved cash collection was evident in recent balance sheets of energy companies, **highlighting a cash collection rate of over 100%**. Moreover, talks of potential clearances of the circular debt arrears garnered investors' interest in anticipation of large one-off cash payouts.
- **Cement sector rallies in anticipation of improving fundamentals:** The cement industry (4,001pts) also benefitted from improving fundamentals amidst a sharp reduction in the policy rate and anticipation of recovering economic activity. The sector maintained its margins and profitability despite an unfavorable environment.

Top-performing Sectors



Source: PSX, BMA Research

Top-performing Stocks



Source: SBP, BMA Research

Valuations are still behind historical averages

KSE100 PE Multiples Trend

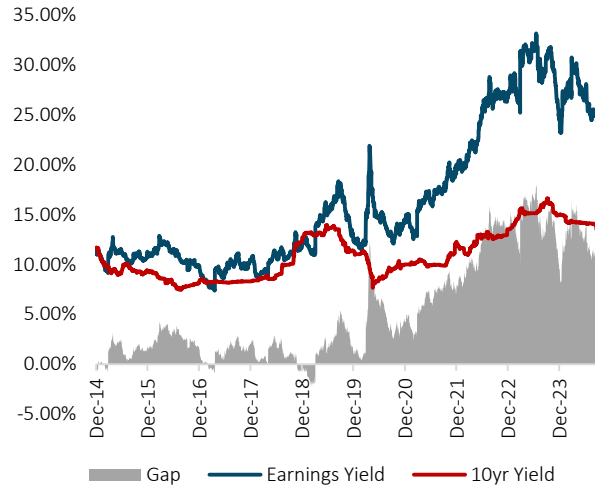


Source: Bloomberg, BMA Research

Over the past 18 months, the KSE100 index has rerated from lows of 3.0x to **around 4.8x**. Despite the rally, the index remains 33% below its 10-year historical average of 7.1x. A potential revaluation to its historical average would imply an **index level of 151,000 points**.

During the previous bull cycle between FY14 and FY18, the KSE100 index **averaged a PE multiple of 9.7x**, implying a potential index level of 200,000 points.

Earnings Yield vs. Treasury Yield

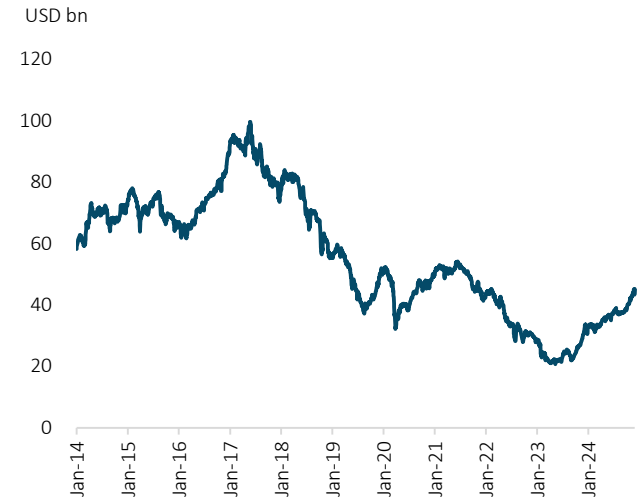


Source: PSX, Bloomberg, BMA Research

Despite the index's rally, the KSE100 index's earnings yield is at a 9.3pp premium to the 10-year treasury yield. During the index's bull cycle, the earnings yield premium averaged around 1.6pps.

A potential re-rerating to historical averages would suggest **index levels of 156,000 points**.

PSX Market Capitalization (USD mn)



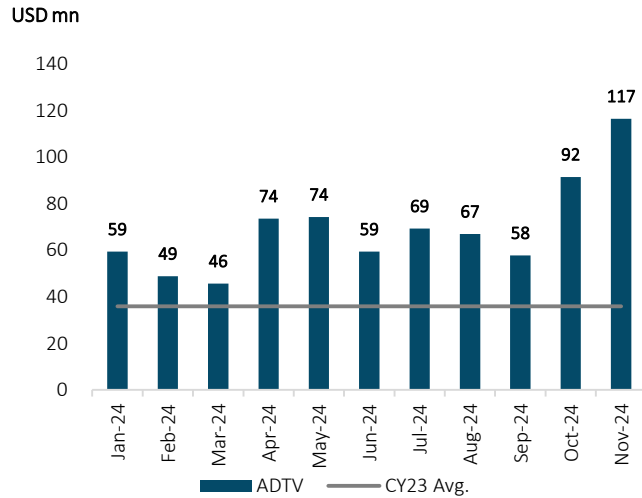
Source: PSX, Bloomberg, BMA Research

During CY24, the PSX's market capitalization **rose 37% to USD 45.0bn** from USD 33.0bn a year prior. The capitalization, however, remains 55% below the peak level of USD 100bn back in FY17.

A USD 100bn market capitalization would entail index levels of **around 220,000 points**.

Market Participation on the Rise

Value Traded – Daily Average (USD mn)



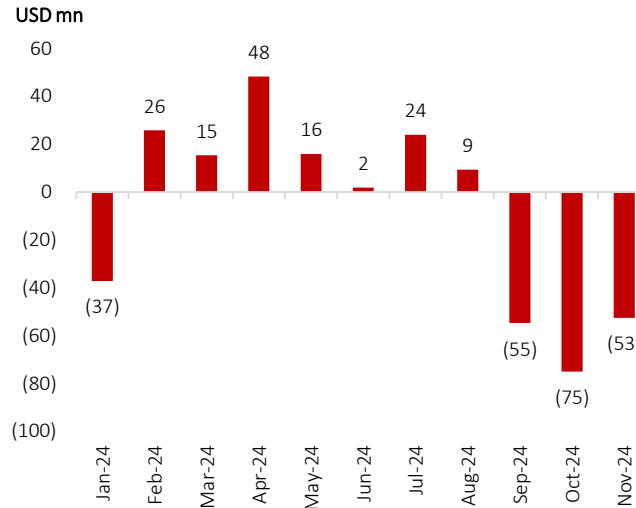
Source: PSX, Bloomberg, BMA Research

The average daily traded value (ADTV) **surged by 93% YoY to USD 70mn** during CY24 against USD 36mn during CY23. Higher investor participation was witnessed on both the foreign and local front.

Despite rising market activity, CY24's figure registered 34% below CY21's ADTV of USD 105mn and 40% below CY17's figure of USD 115mn.

Notably, November 2024's figure is approaching peak levels in the previous bull cycle.

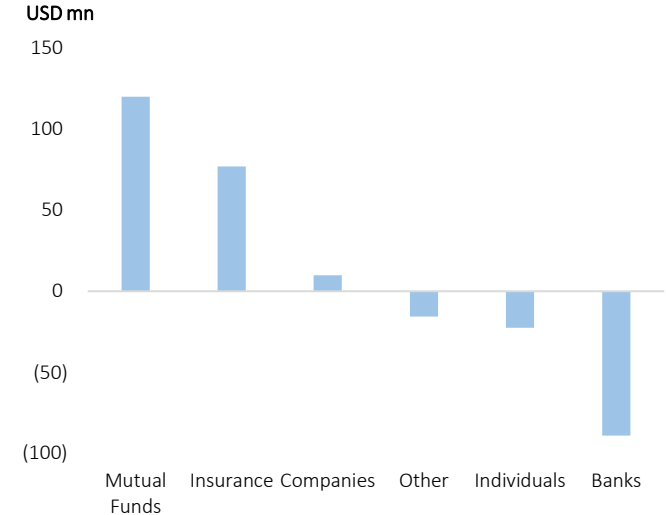
Foreign Participation (USD mn)



Source: NCCPL, BMA Research

Foreign investors turned net sellers during CY24, **offloading positions of USD 80mn**. The selling, however, was instigated by the liquidation of Vanguard's Pakistan portfolio. Before the sell-off, foreign investors had **built positions of USD 103mn** during the first eight months of the year.

Local Participation (USD mn)



Source: NCCPL, BMA Research

During CY24, mutual funds were the largest buyers in the domestic market, **building positions of USD 120mn**. We believe investors have begun switching their funds from fixed-income instruments to equities because of falling treasury yields.

Moreover, the insurance industry continued its buying spree, building positions worth USD 77mn.

Management			
Moazzam Mazhar Malik	Chairman & Chief Executive Officer		moazzam@bmacapital.com
Equity Research			
Yusuf Rahman	Head of Research	111-262-111 Ext: 2065	yusuf.rahman@bmacapital.com
Syavash Pahore	Deputy Head of Research	111-262-111 Ext: 2056	syavash.pahore@bmacapital.com
Fahad Hussain Khan	Senior Analyst Research	111-262-111 Ext: 2056	fahad.Hussain@bmacapital.com
Abdul Wahid Raja	Manager Database	111-262-111 Ext: 2060	abdulwahid.raja@bmacapital.com
Equity Sales			
Ali Raza	SVP, Head of International Equity Sales	021-3246 4358	ali.raza@bmacapital.com
Azhar Ali Shahzad	Head of HNW Sales	021-3246 1775	ashezad@bmacapital.com
Muhammad Irfan	Head of Retail Sales	021-3246-5988	mirfan@bmacapital.com
Muzzammil Khan	SVP, Institutional Sales	021-3244 4465	mkhan@bmacapital.com
Yousuf Bagasra	Manager Institutional Sales	021-3243 4490	yousuf.bagasra@bmacapital.com
Zain Uddin	Assistant Manager Institutional Sales	021-3244 4465	zain.uddin@bmacapital.com

BMA CAPITAL MANAGEMENT LIMITED **TREC HOLDER AT PAKISTAN STOCK EXCHANGE LIMITED**

HEAD OFFICE:

Level 8, Unitower, I.I. Chundrigar Road, Karachi - 74000, Pakistan
Tel: +92 21 111 262 111 | Fax: +92 21 3243 0748 | www.bmacapital.com | info@bmacapital.com

Stock Exchange Branch:

Room 141, Pakistan Stock Exchange,
Stock Exchange Road, Karachi.
Tel: (021) 32410617

Bahadurabad Branch:

Office # 3, Mezzanine Floor,
Akber Manzil, Main Bahadurabad
Roundabout, Karachi
Tel: (021) 3486 0393-98
Fax: (021) 3493 1396

Gulshan-e-Iqbal Branch:

Commercial Office premises bearing,
B-29 Mezzanine Floor 13/A, Main University
Road, Gulshan-e-Iqbal Karachi.
Tel: (021) 34825023

North Nazimabad Branch:

D-14 Office No 02, 2nd Floor Block H,
MCB Building, Near 5 Star Round About,
North Nazimabad Karachi.
Tel: (021) 36672301-00.

Awami Markaz Branch:

G13, Ground floor, Awami Markaz,
Shahrah-e-Faisal Karachi.
Tel: (021) 34300578

Lahore Cavalry Branch:

Office No. 74, 2nd Floor, Commercial Area,
Main Cavalry Ground, Lahore Cantt, Lahore.
Tel: (042) 3667 6614-20
Fax: (042) 3661 9912

Lahore Gulberg Branch:

Commercial Office No. 402, 7th Floor,
Mega Tower 63-B, Main Boulevard,
Gulberg II, Lahore.
Tel: (042) 35762953-57

Lahore LSE Branch:

1st Floor Room# 110-111, LSE Building,
19- Khayaban-e-Aiwan-e-Iqbal, Lahore.
Tel: (042) 36280931-34

Islamabad Branch:

104, 1st Floor, 82-East,
Muhammad Gulistan Khan House,
Fazel e Haq, Blue Area, Islamabad
Pakistan
Tel: (051) 280 2354-5
Fax: (051) 280 2356

Sialkot Branch:

2nd Floor, Sialkot Business & Commerce
Centre, Paris Road, Sialkot, Adjacent to
Sialkot Chamber of Commerce.
Tel: (052) 4260091-94

Multan Branch:

Office No. 607/A, 6th Floor,
The United Mall, Plot No. 74
Abdali Road, Multan
Tel: (061) 457 6611-15
Fax: (061) 457 6615

Sargodha Branch:

Ground floor, Shan Plaza, Block No 16,
Main Khushab Road, Near Allied Bank
Limited, Sargodha.
Tel: (048) 3767 817-18

Faisalabad Branch:

Mezzanine Floor, State Life Building #2,
Plot No. 833 Liaquat Road, Faisalabad.
Tel: (041) 2612261-5.

Gujranwala Branch:

51-H block Near Standard Chartered Bank
Trust Plaza GT road Gujranwala.
Tel: (055) 3848501-05

Chakwal Branch:

Office No. 12, 1st Floor, Ejaz Plaza,
Talagang Road Chakwal.
Tel: (0543) 553850, 0543-543720,0543-
543721.

Jhelum:

2nd Floor, Khalid Plaza, Plot#7/89,
Kazim Kamal Road, Jhelum, Punjab.
Tel: (054) 4620594-97

Peshawar Branch:

Shop No.F1 & F2, 1st Floor Mall Tower 35,
The Mall Peshawar Cantt.
Tel: (091) 5274770-72

Abbottabad Branch:

Gohar Son's Arcade 1st Floor Office# 4,
Supply Bazar Sikandarabad Abbottabad,
KPK.
Tel: (0992) 400346-47

Gujar Khan Branch:

1st Floor, Office# 101 & 102, Akbar Kayani
Plaza, GT Road,GujarKhan.
Tel: (051) 3762083

Bahawalpur Branch:

Plot # 13-A, 1st Floor, Office # 2,
Model Town B, Bahawalpur
Tel: (062) 2883158, 2884158

This research report is for information purposes only and does not constitute nor is it intended as an offer or solicitation for the purchase or sale of securities or other financial instruments. Neither the information contained in this research report, nor any future information made available with the subject matter contained herein will form the basis of any contract. Information and opinions contained herein have been compiled or arrived at by BMA Capital Management Limited from publicly available information and sources that BMA Capital Management Limited believed to be reliable. Whilst every care has been taken in preparing this research report, no research analyst, director, officer, employee, agent or adviser of any member of BMA Capital Management Limited gives or makes any representation, warranty or undertaking, whether express or implied, and accepts no responsibility or liability as to the reliability, accuracy or completeness of the information set out in this research report. Any responsibility or liability for any information contained herein is expressly disclaimed. All information contained herein is subject to change at any time without notice. No member of BMA Capital Management Limited has an obligation to update, modify or amend this research report or to otherwise notify a reader thereof in the event that any matter stated herein, or any opinion, projection, forecast or estimate set forth herein, changes or subsequently becomes inaccurate, or if research on the subject company is withdrawn. Furthermore, past performance is not indicative of future results.

The investments and strategies discussed herein may not be suitable for all investors or any particular class of investor. Investors should make their own investment decisions using their own independent advisors as they believe necessary and based upon their specific financial situations and investment objectives when investing. Investors should consult their independent advisors if they have any doubts as to the applicability to their business or investment objectives of the information and the strategies discussed herein. This research report is being furnished to certain persons as permitted by applicable law, and accordingly may not be reproduced or circulated to any other person without the prior written consent of a member of BMA Capital Management Limited. This research report may not be relied upon by any retail customers or person to whom this research report may not be provided by law. Unauthorized use or disclosure of this research report is strictly prohibited. Members of BMA Capital Management and/or their respective principals, directors, officers and employees may own, have positions or effect transactions in the securities or financial instruments referred herein or in the investments of any issuers discussed herein, may engage in securities transactions in a manner inconsistent with the research contained in this research report and with respect to securities or financial instruments covered by this research report, may sell to or buy from customers on a principal basis and may serve or act as director, placement agent, advisor or lender, or make a market in, or may have been a manager or a co-manager of the most recent public offering in respect of any investments or issuers of such securities or financial instruments referenced in this research report or may perform any other investment banking or other services for, or solicit investment banking or other business from any company mentioned in this research report. Investing in Pakistan involves a high degree of risk and many persons, physical and legal, may be restricted from dealing in the securities market of Pakistan. Investors should perform their own due diligence before investing. No part of the compensation of the authors of this research report was, is or will be directly or indirectly related to the specific recommendations or views contained in the research report. By accepting this research report, you agree to be bound by the foregoing limitations.

BMA Capital Management Limited and / or any of its affiliates, which operate outside Pakistan, do and seek to do business with the company(s) covered in this research document. Investors should consider this research report as only a single factor in making their investment decision. BMA Research Policy prohibits research personnel from disclosing a recommendation, investment rating, or investment thesis for review by an issuer/company prior to the publication of a research report containing such rating, recommendation or investment thesis.

Stock Rating

Investors should carefully read the definitions of all rating used within every research reports. In addition, research reports carry an analyst's independent view and investors should ensure careful reading of the entire research reports and not infer its contents from the rating ascribed by the analyst. Ratings should not be used or relied upon as investment advice. An investor's decision to buy, hold or sell a stock should depend on said individual's circumstances and other considerations. BMA Capital Limited uses a three-tier rating system: i) Buy, ii) Neutral and iii) Underperform (new rating system effective Jan 1'18) with our rating being based on total stock returns versus BMA's index target return for the year. A table presenting BMA's rating definitions is given below:

Old rating system

Valuation Methodology

To arrive at our period end target prices, BMA Capital uses different valuation methodologies including

- Discounted cash flow (DCF, DDM)
- Relative Valuation (P/E, P/B, P/S etc.)
- Equity & Asset return based methodologies (EVA, Residual Income etc.)